

# SLP Colourtone

## Colour Chart



Colour Chart For Our Integral Colour


				
Rose	Dusk	Blush	Lava	Deep Red
				
Light Terracotta	Terracotta	Caramel	Smart Orange	Brick Red
				
Clay	Pistachio	Citrus	Saffron	Straw
				
Light Buff	Fylde Buff	Moonstone	Coral	Biscuit
				
Tarragon	Camel	Milk Chocolate	Chocolate	Dark Chocolate

# SLP Colourtone

## Colour Chart




Colour Chart For Our Integral Colour




Night White




Platinum



Silver




Marshmallow




Snow



Lagoon




Smoke



Ghost Grey



Graphite



Iron



Slate



Volcanic Ash




Midnight



Charcoal



Jet Black



Light Olive




Olive



Mocha



Green



Blue

### SLP Colourtone

5 Holly Road,  
Red Marsh Industrial Estate,  
Thornton Clevellys,  
Lancashire  
FY5 4HH  
Tel: 01253 857784  
[www.slpcolourtone.com](http://www.slpcolourtone.com)

The colours shown represent SLP Colourtone's Integral colour with a natural unsealed finish in a standard concrete or mortar made using a mid grey Portland cement. The final colour can be influenced by a number of factors. Please refer to the technical data sheet for more information.

We also specialise in colour matching to a multitude of different colours based on your needs. For any inquiries regarding our colour matching please call or email - [Mathew.Holland@slpcolourtone.com](mailto:Mathew.Holland@slpcolourtone.com)

Page 2 of 3

SLP Colourtone is a trading name of Sea and Land Projects Limited  
Sea and Land Projects Limited Registered Office: Central House, 20 Central Avenue,  
St Andrews Business Park, Norwich, NR7 0HR  
Company Number: 07107823

# SLP Colourtone

## Integral Colour



### Colour Matching Service

We also specialise in colour matching to accommodate to a multitude of different colours based on your needs. We would recommend that you order a sample of your colour before ordering the full amount which will give you a strong indication of the actual appearance of the colour. For any inquiries regarding our colour matching please contact Mathew Holland our general manager by phone on 01253 857784 or email - [Mathew.Holland@slpcolourtone.com](mailto:Mathew.Holland@slpcolourtone.com)



The images of the colours are for illustrative purposes only. We have made every effort to display the colours as accurately as electronic media will allow. However, we cannot guarantee an exact colour match of the on-screen colour to the colours of the actual product, and the colours herein should not be relied on as such. Colours may vary depending on your screen settings and resolution. We recommend that you order a sample before ordering. This will give you a stronger indication of the appearance of the actual colour, which can be affected by the cement and sand used and the texture of the surface.

#### **SLP Colourtone**

5 Holly Road,  
Red Marsh Industrial Estate,  
Thornton Cleveleys,  
Lancashire  
FY5 4HH  
Tel: 01253 857784  
[www.slpcolourtone.com](http://www.slpcolourtone.com)